



# Forest industry production

## Production in Finland in 2006

### Over 14 million tons of paper and paperboard

Finland produced 14.1 million tons of paper and paperboard in 2006. This was 1.7 million tons or 14 per cent more than the year before. The large increase was mainly due to the fact that production in 2005 was reduced by a labour dispute in the paper industry and resulting shutdowns. The figure in 2006 was about 1 per cent higher than in 2004.

Production of fine papers and paperboard grew at the fastest rate in 2006. On the other hand mechanical printing papers showed the slowest growth.

Paper and paperboard production remained at a good level throughout 2006. In the fourth quarter Finland produced over 3.5 million tons of paper and paperboard or nearly the same as in the other quarters. Production was down 2 per cent compared with the fourth quarter of 2005, however.

### Pulp production sets new record

In 2006 chemical and mechanical pulp production in Finland rose by 17 per cent to over 13 million tons. This was higher than ever before.

Mills in Finland produced nearly 8 million tons of chemical pulp and over 5 million tons of mechanical pulp from groundwood and chips.

### Sawn wood production unchanged

Sawn wood production in the fourth quarter of 2005 was about 3.2 million cubic metres or roughly the same as in the first two quarters. Production was about 5 per cent lower than in the fourth quarter of 2005.

In 2006 production of sawn wood totalled 12.1 million cubic metres or about the same as the year before.

### Plywood production reaches all-time high

Strong growth in plywood production continued in the fourth quarter, following the trend in the first three quarters. Production reached a record 380,000 cubic metres, climbing 10 per cent compared with the year before. The total in 2006 rose to 1.4 million cubic metres, which was 8 per cent more than in 2005.

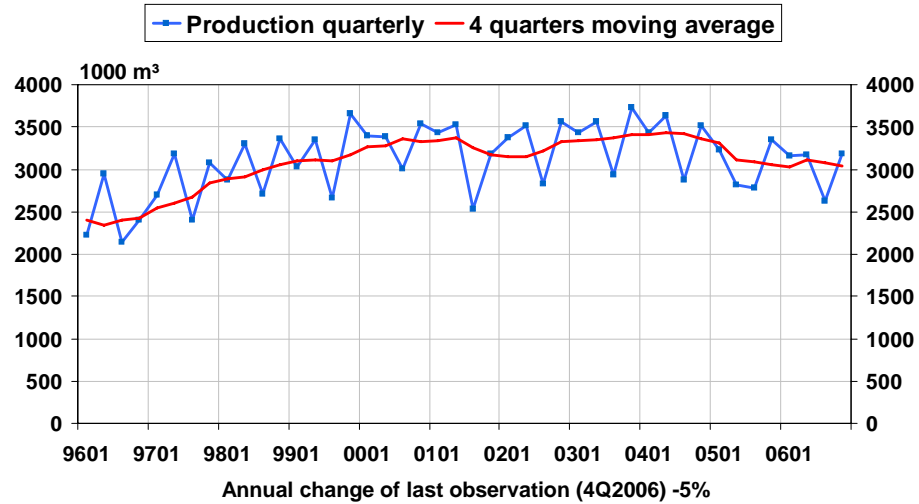
### Total production in the forest branch up 11 per cent

Total forest industry production in Finland was about 11 per cent higher in 2006 than in 2005. In the fourth quarter of 2006 total production was down about 2 per cent compared with the year before.

14.2.2007



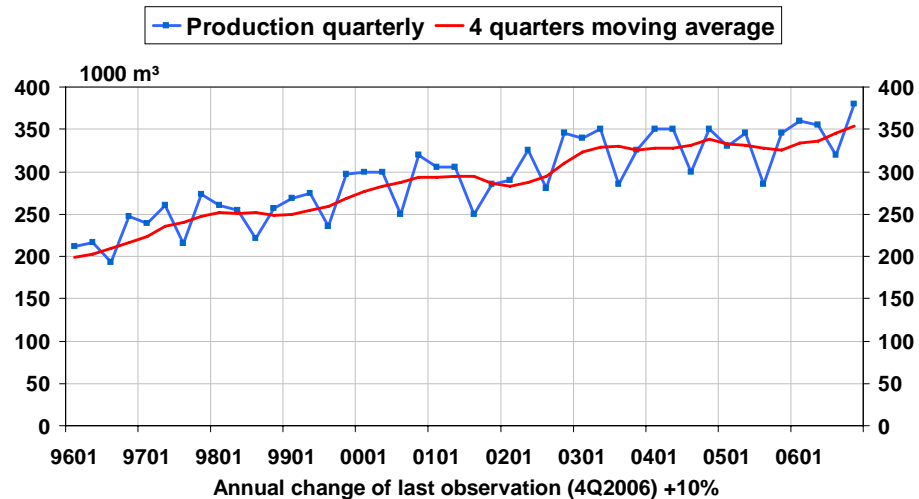
## Sawn softwood production in Finland quarterly



SOURCE: Finnish Forest Industries Federation

 Finnish Forest Industries

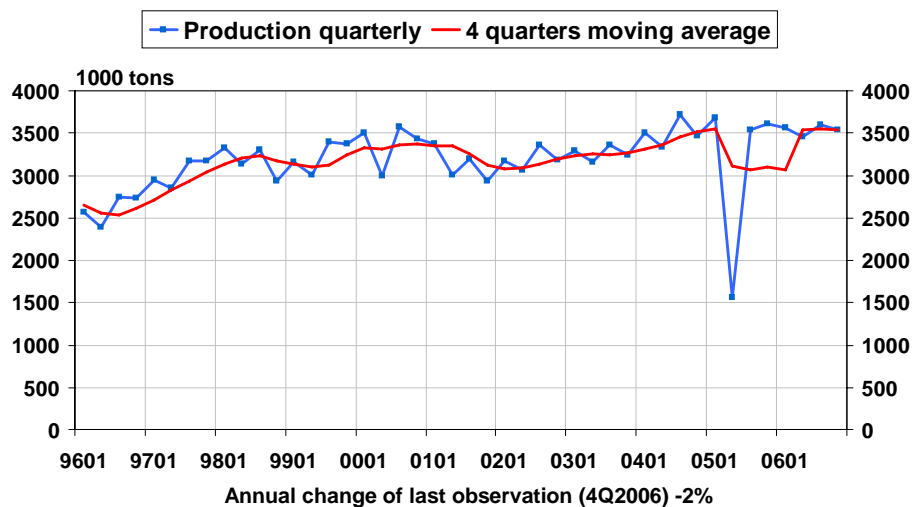
## Plywood production in Finland quarterly



SOURCE: Finnish Forest Industries Federation

 Finnish Forest Industries

## Paper and paperboard production in Finland quarterly



SOURCE: Finnish Forest Industries Federation

 Finnish Forest Industries

## Forest industry production in Finland in 2006

	unit	2006	change%	2006	change%
	1000	Q4	06/05	12 months	06/05
Sawn softwood (estimate)	m <sup>3</sup>	3180	-5	12145	0
Plywood (estimate)	m <sup>3</sup>	380	10	1415	8
Sulphate pulp	tons	2041	1	7946	17
bleached sa softwood	tons	1081	4	4107	19
bleached sa hardwood	tons	792	-6	3202	15
Other pulp (incl. mechanical and semi-chemical pulp)	tons	1284	-1	5121	17
<b>Total pulp</b>	<b>tons</b>	<b>3324</b>	<b>0</b>	<b>13067</b>	<b>17</b>
Paper	tons	2781	-4	11172	14
printing and writing	tons	2486	-5	10010	14
mechanical p&w (incl. newsprint)	tons	1655	-7	6714	10
woodfree p&w	tons	831	0	3296	21
other paper	tons	295	2	1162	13
Paperboard	tons	756	5	2977	17
<b>Total paper and paperboard</b>	<b>tons</b>	<b>3537</b>	<b>-2</b>	<b>14149</b>	<b>14</b>

SOURCE: Finnish Forest Industries Federation

### Additional information:

Esa-Jukka Käär, Chief Economist, Finnish Forest Industries Federation, tel. +358 9 132 6616  
Aila Janatuinen, Manager, Wood Products Industry Issues, tel. +358 9 132 6670  
e-mail: name.surname@forestindustries.fi